

RELEASE 4.4

News in this release



SIGNIFIKANT

Quick order directly in order preview

An option to add parts directly in order preview to even faster adding parts when knowing the part number.

The screenshot displays the EcoNow web application interface. The main header features the EcoNow logo, a search bar, and navigation links for Spare Parts, Eco Log, Bulletins, Customer support, Order, S. staff user, and Reset. A shopping cart icon shows 12 items. A modal window is open, showing a search for '7012642' with an 'Add' button. Below the search, two items are listed: 'SCREW' with part number 7012642 and description 12X40, and 'SCREW' with part number 7012640 and description 12X20. A 'View order' button is visible at the bottom of the modal. The main content area has a background image of a forest and mountains, with the text 'Eco Now' and 'How can we help you?'. Below this are six icons representing different services: My Products, Issue, Spare Parts, Manuals & Documents, Contact, and Partner. The footer contains the copyright notice '© 2018 Signifikant Svenska AB'.

Preview of pdf:s on nodes and more full screen options

Documents can have a preview thumbnail of the first page. Esc as quick button to close pdf from full screen has been added.

Full screen options can now be set separately on desktop, tablet and phone.

The screenshot displays the Dometic website interface. At the top, the Dometic logo is on the left, a search bar with 'rmd1.' in the center, and a 'CALL CENTRE' button on the right. Below the navigation bar, the breadcrumb trail reads 'START PAGE / 921132819 RMD10.5XT / DOCUMENTS'. The main content area features three document preview cards:

- User manual:** Titled '10 SERIES', it shows a 3D line drawing of the refrigerator. Below the image is a table of contents:

01	Absorber refrigerator	14
02	Absorber-Kühlschrank	14
03	Refrigerateur à absorption	14
04	Absorptionskøleskab	14
- Installation manual:** Also titled '10 SERIES', it shows the same 3D drawing. Its table of contents is:

01	Absorber refrigerator	11
02	Absorber-Kühlschrank	11
03	Refrigerateur à absorption	11
04	Absorptionskøleskab	11
- WD RMD 10.5/T/X/XT:** This card displays a detailed technical wiring diagram for the refrigerator model.

Tables

A new table has been introduced, which includes filtering, sorting, download of table as csv and option to select what aspects to filter.



The new table is used in parts lists, order history, order history details and in used in function.

Ref.no.		Qty	Ordering no.	Description	Remark
1 (2-18)		1	4220 3592 90	Angle head, compl.	
2		1		Angle housing	
3		1		Needle bearing	BK 0609 6x1
4		14		Ball	Ø 3 mm
5		1		O-ring	12.5x1.1
6		1	4210 4446 00	Bearing shell	
7 (8-11)		1		Angle gear, compl.	
8		1		Bevel pinion	
9		1		Bevel gear	
10		1		Pin	

Used in

The new used in function will allow user to filter, sort and download the list.

Used in

Q   Sort

Product No.	Product name	Path
8436 0121 04	ETV ES21-04-i06-QC	Accessories
8436 0224 07	ETF ES21-07-I06-T25	Accessories
8436 0224 12	ETF ES21-12-I06-T25	Accessories
8436 0220 07	ETD ES21-07-I06-PS	Accessories
8436 0220 12	ETD ES21-12-I06-PS	Accessories
8436 0220 04	ETD ES21-04-I06-PS	Accessories
8436 0121 07	ETV ES21-07-i06-QC	Accessories
8436 0220 02	ETD ES21-02-I06-PS	Accessories
8436 0120 20	ETV ES21-20-10	Accessories
8436 0121 12	ETV ES21-12-I06-QC	Accessories

1 2 3 50

Upload file separator

Order import files can now be separated by comma, semicolon or tab.

Choice is made by user.

Import an order file by selecting a file and click "Import order". You can also drag and drop a file to this drag and drop file section. Use the templates below. ✕



Csv file delimiter

No file chosen

Drag and drop order file here to import

Kit clarification

Kits now have a clarifying text explaining that the part list are the parts in the kit.

Kit  




Dimension ASSY Number 160690

68.50 €

- + pcs [Add to order](#)

> Used in

This kit contains the following parts

Q    Sort

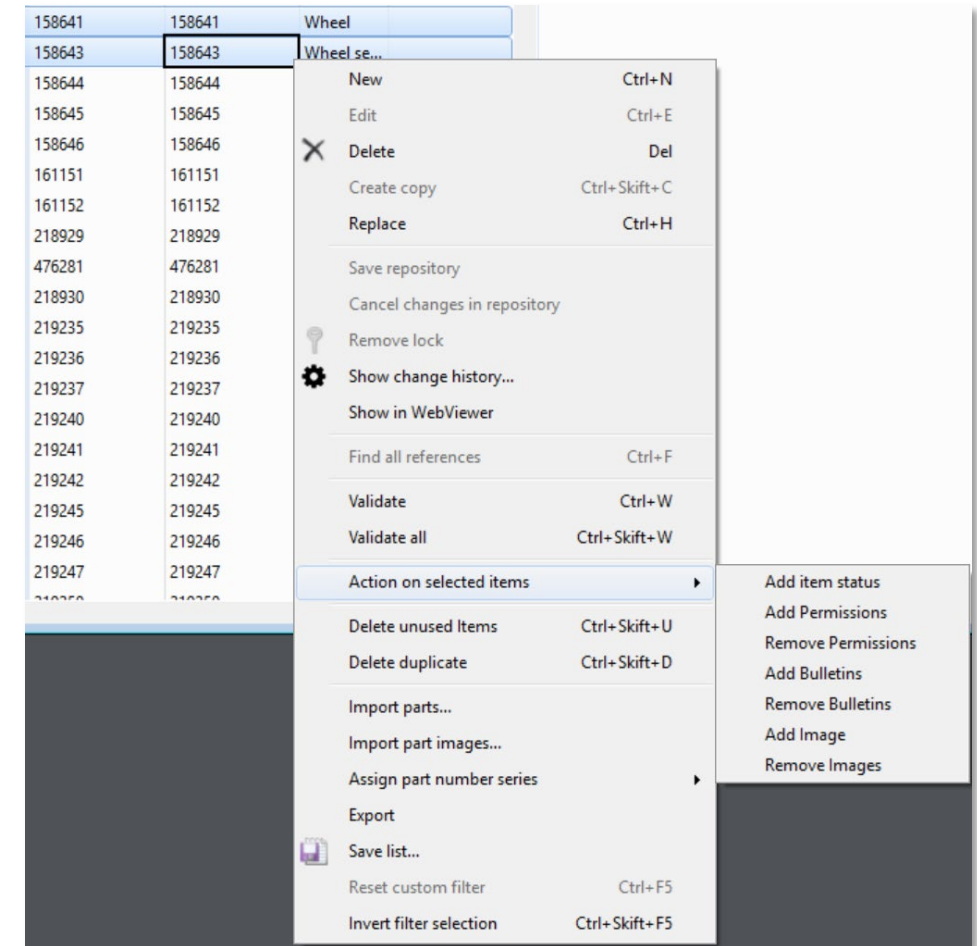
Id	Quantity	Number	Name
1	1	165028	Nut
2	1	159249	O-ring
3	1	153921	Hub
			Guard

Actions on multiple items

It is now possible to add selected information on many items at the same time in the Manager tool.

The following things can be managed on several items:

- Adding item status
- Adding and removing permissions
- Adding and removing bulletins
- Adding and removing images (on parts only)



Validation

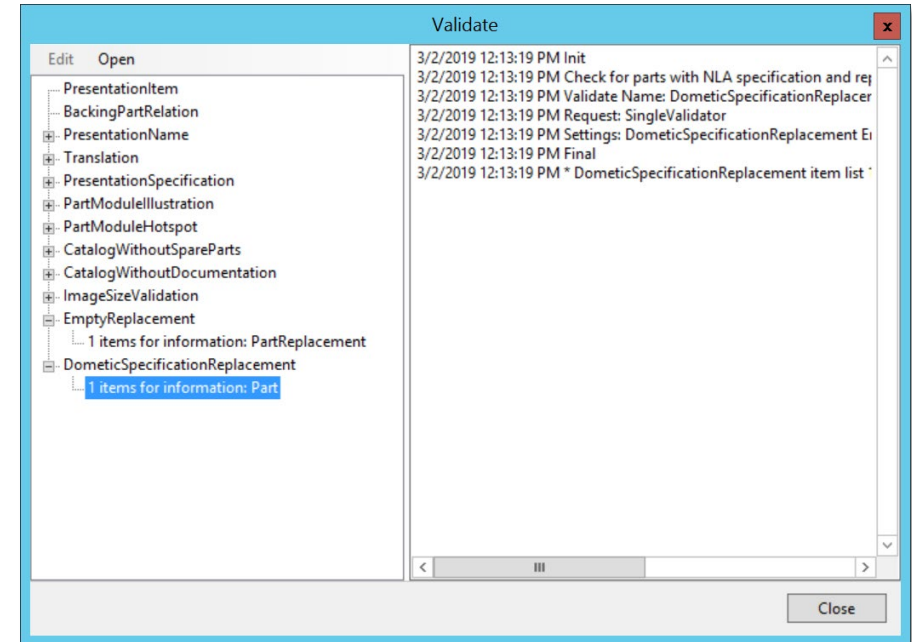
The Manager tool has been extended with a validation engine. The validation engine may be used to validate the database, validate publications and validate selected items.

The validation engine is based on validation rules that may be configured and applied to different data.

Sample validation rules are: missing images, missing hotspots, non translated items, catalogues with missing documents or spare parts, non existing names.

It is also possible to extend the functionality with custom built validations.

Validation result may be viewed, worked on and downloaded.



More things...

Manager

- New specification type – enumerable and enumerable single drop down
- Support to generate EAN13 codes and part numbers
- Warning when editing specifications that all used places will be effected
- Repository function - invert selection and invert filtering

Web Viewer

- Hoover text in icons in toolbar
- Permissions can be added on customers (not only users)
- Site data date and web viewer version can be displayed in web viewer